

Les différentes largeurs

(Attention les murs sont à l'extérieur)

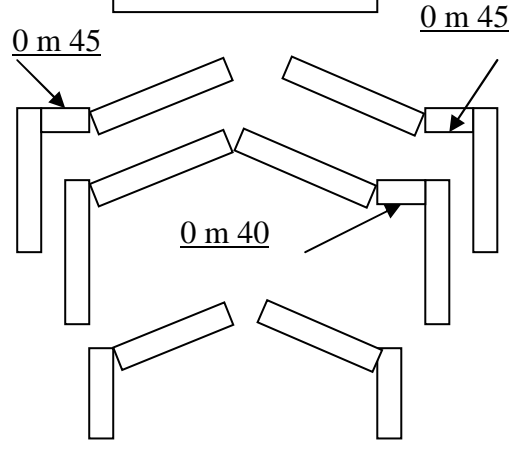
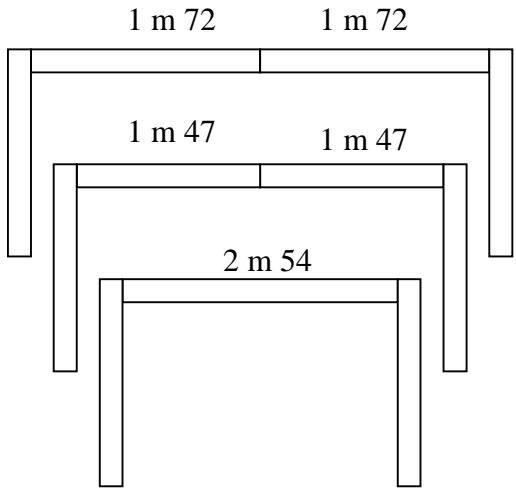
Fond

Façade

Largeur 3 m 50 =

Largeur 3 m 00 =


Largeur 2 m 60 =




Les différentes longueurs

(Attention les murs sont à l'extérieur et Il y a une ferme à chaque jonction de panneaux)

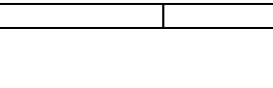
2 m 54




5 m 08 = 2 x 2 m 54




7 m 62 = 3 x 2 m 54




10 m 16 = 4 x 2 m 54




1 m 72




3 m 44 = 2 x 1 m 72




4 m 26 = 2 m 54 + 1 m 72



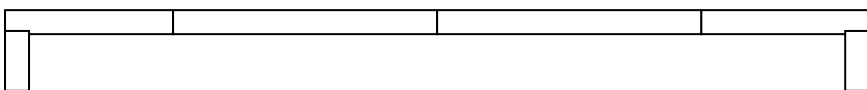
5 m 98 = 1 m 72 + 2 m 54 + 1 m 72



6 m 80 = 2 m 54 + 1 m 72 + 2 m 54



8 m 52 = 1 m 72 + 2 m 54 + 2 m 54 + 1 m 72



9 m 34 = 1 m 72 + 2 m 54 + 2 m 54 + 2 m 54

